


PLC12 SERIES CONNECTOR

The 1/4" flow polypropylene PLC12 offers many of the same configuration options as the PLC. The polypropylene material adds greater chemical resistance for more demanding applications. PLC12 couplings are also gamma sterilizable. PLC12 couplings are also gamma sterilizable and available with optional RFID (Radio Frequency Identification) capability (see page 118).



SPECIFICATIONS

PPRESSURE:

Vacuum to 120 psi, 8.3 bar

TEMPERATURE:

32°F to 160°F (0°C to 71°C)

MATERIALS:

Main components and valves:

Polypropylene

Thumb latch: Stainless steel

Valve spring: 316 stainless steel

External springs and pin: Stainless steel

O-rings: EPDM

STERILIZATION:

Gamma: Up to 50 kGy irradiation

COLOR: Almond

TUBING SIZES:

1/4" to 3/8" ID, 6.4mm to 9.5mm ID

WARNING: Pressure, temperature, chemicals, and operating environment can affect the performance of couplings. It is the customer's responsibility to test the suitability of CPC's products in their own application conditions. Use the graph at the right as a guide.

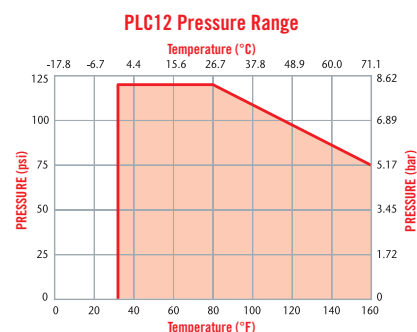
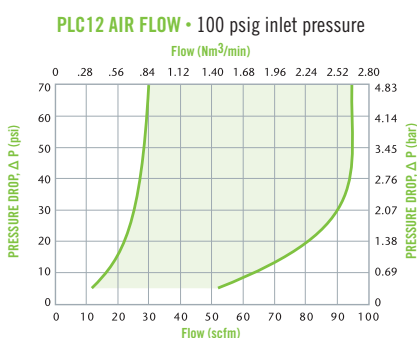


cpcworldwide.com/PLC12

FEATURES

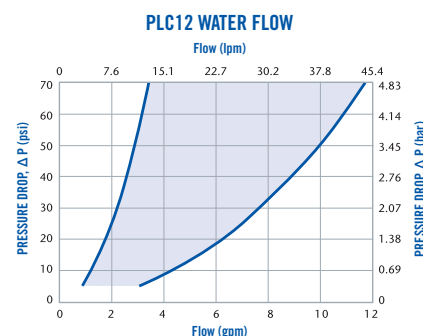
- Polypropylene material → Chemically resistant and gamma sterilizable
- EPDM o-rings → Greater chemical resistance
- CPC thumb latch → One-hand connection and disconnection
- Integral terminations → Fewer leak points, shorter assemblies, faster installations

BENEFITS



DID YOU KNOW

PLC12 Couplings are gamma sterilizable; see page 168 for more information on sterilization and disinfection.



These graphs are intended to give you a general idea of the performance capabilities of each product line. The shaded area of each graph represents the operating range of the product family, i.e., upper and lower values are shown. Therefore, depending on the exact coupling configurations selected, you can reasonably expect values to fall within the shaded area.



COLDER PRODUCTS COMPANY
U.S.A.
PHONE: +1 (651) 645-0091
TOLL FREE: +1 (800) 444-2474
E-MAIL: info@cpcworldwide.com

COLDER PRODUCTS COMPANY GMBH
Germany
E-MAIL: cpcgmbh@cpcworldwide.com

DOVER (SHANGHAI) INDUSTRIAL CO., LTD
Shanghai, China
PHONE: +86 21 2411 2666
TOLL FREE: +86 400 990 1978
E-MAIL: asiapacific@cpcworldwide.com



WHEN TO CONSIDER A CUSTOM PROJECT:

- A quick disconnect will add value to product, make it easier to use and more reliable
- Your specification cannot be met by an existing standard CPC product
- Unique requirements, budgets or timing warrant a conversation with CPC

LIQUID FLOW RATE INFORMATION FOR COUPLINGS

The chart below shows the flow rate for CPC couplings. Each coupling was tested with water at 70°F (21°C). To determine flow rates for specific coupling configurations use the formula to the right.

$$Q = C_v \sqrt{\frac{\Delta P}{S}}$$

Q = Flow rate in gallons per minute
 C_v = Average coefficient across various flow rates (see chart)
 ΔP = Pressure drop across coupling (psi)
 S = Specific gravity of liquid

C_v VALUES

INSERTS

BODIES

	PLC 2000412	PLCD 2000412	PLC 2000612	PLCD 2000612	PLC 2200412	PLCD 2200412	PLC 2200612	PLCD 2200612	PLC 2400412	PLCD 2400412	PLC 2400612	PLCD 2400612	PLC 2600412
PLC1000412	0.40	0.36	1.05	0.58	0.83	0.56	1.40	0.82	1.40	0.75	1.40	0.77	0.83
PLCD1000412	0.36	0.31	0.73	0.48	0.66	0.41	0.82	0.50	.80	0.45	0.77	0.45	0.81
PLC1000612	0.40	0.36	1.05	0.60	0.83	0.56	1.40	0.81	1.40	0.76	1.40	0.76	0.83
PLCD1000612	0.37	0.31	0.81	0.47	0.70	0.43	1.02	0.51	0.98	0.46	0.99	0.48	0.98
PLC1200612	0.38	0.36	0.84	0.63	0.74	0.56	1.14	0.75	1.14	0.70	1.14	0.72	0.74
PLCD1200612	0.38	0.33	0.78	0.49	0.68	0.44	0.84	0.49	0.81	0.43	0.82	0.44	0.81
PLC1600412	0.38	0.37	0.87	0.54	0.95	0.51	1.00	0.70	0.95	0.64	1.00	0.66	0.95
PLCD1600412	0.37	0.31	0.61	0.44	0.57	0.41	0.78	0.44	0.78	0.43	0.75	0.46	0.78
PLC1600612	0.38	0.37	1.00	0.57	0.95	0.53	1.40	0.80	1.40	0.71	1.40	0.73	1.40
PLCD1600612	0.38	0.32	0.71	0.49	0.63	0.42	0.89	0.51	0.96	0.45	0.92	0.49	0.97

PLC12 SERIES DIMENSIONS

COUPLING BODIES - Polypropylene

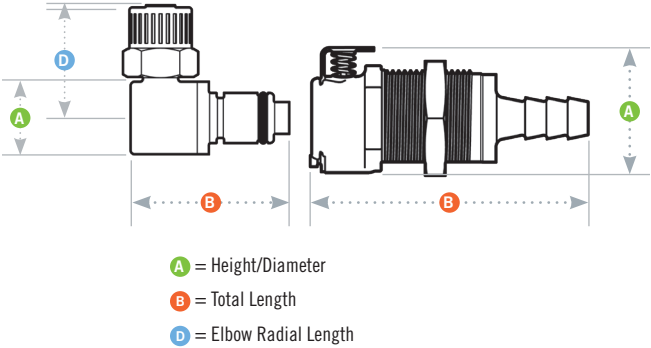
	TERMINATION	TUBING/THREAD SIZE	METRIC EQ	STRAIGHT THRU	SHUTOFF	A	B
	IN-LINE PIPE THREAD	1/4" NPT 1/4" BSPT 3/8" NPT 3/8" BSPT		PLC1000412 PLC1000412BSPT PLC1000612 PLC1000612BSPT	PLCD1000412 PLCD1000412BSPT PLCD1000612 PLCD1000612BSPT	1 (25.4) 1 (25.4) 1 (25.4) 1 (25.4)	1.15 (29.2) 1.15 (29.2) 1.15 (29.2) 1.15 (29.2)
	PANEL MOUNT FERRULELESS POLYTUBE FITTING, PTF†	3/8" OD, 1/4" ID	9.5mm OD, 6.4mm ID	PLC1200612	PLCD1200612	1 (25.4)	1.95 (49.5)
	PANEL MOUNT HOSE BARB	1/4" ID 3/8" ID	6.4mm ID 9.5mm ID	PLC1600412 PLC1600612	PLCD1600412 PLCD1600612	1 (25.4) 1 (25.4)	1.95 (49.5) 1.95 (49.5)
	IN-LINE FERRULELESS POLYTUBE FITTING, PTF†	3/8" OD, 1/4" ID	9.5mm OD, 6.4mm ID	PLC1300612	PLCD1300612	1.02 (25.9)	1.96 (49.8)
	IN-LINE HOSE BARB	1/4" ID 3/8" ID	6.4mm ID 9.5mm ID	PLC1700412 PLC1700612	PLCD1700412 PLCD1700612	1.02 (25.9) 1.02 (25.9)	1.96 (49.8) 1.96 (49.8)

COUPLING READERS - Polypropylene

	TERMINATION	TUBING/THREAD SIZE	METRIC EQ	STRAIGHT THRU	SHUTOFF	A	B
	IN-LINE HOSE BARB (RS-232 INTERFACE)	1/4" ID 3/8" ID	6.4mm ID 9.5mm ID		iPLCDR1700400 iPLCDR1700600	1.39 (35.3) 1.39 (35.3)	2.78 (70.6) 2.78 (70.6)
	IN-LINE HOSE BARB (USB INTERFACE)	3/8" ID	9.5mm ID		iPLCDR1700601	1.05 (26.7)	1.74/1.87 (44.2/47.5)

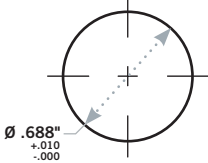
All measurements are in inches (millimeters) unless otherwise noted. Tubing must meet stated inside and outside diameters. †NOTE: CPC's Ferruleless Polytube Fitting terminations do not require ferrules to achieve a secure connection, which makes them easier to use and reuse. PTF fittings are designed for semi-rigid tubing, i.e., polyethylene, nylon, polyurethane, etc. NOTE: JG is a registered trademark of John Guest USA, Inc.

PRODUCT DIMENSIONS











PANEL DIMENSIONS

	PANEL OPENING	PANEL THICKNESS MAX.-MIN.	PANEL NUT HEX	PANEL NUT THREAD
COUPLING BODIES	see drawing	0.30 – 0.02	13/16	11/16-24UNEF
COUPLING INSERTS	see drawing	0.30 – 0.02	13/16	11/16-24UNEF



COUPLING INSERTS - Acetal

	TERMINATION	TUBING/THREAD SIZE	METRIC EQ	STRAIGHT THRU	SHUTOFF	A	B	D
	IN-LINE PIPE THREAD	1/4" NPT		PLC2400412	PLCD2400412	0.72 (18.3)	1.26/1.67 (32.0/42.4)	
	PANEL MOUNT HOSE BARB	1/4" ID 3/8" ID	6.4mm ID 9.5mm ID	PLC4200412 PLC4200612	PLCD4200412 PLCD4200612	0.94 (23.9) 0.94 (23.9)	1.91/2.05 (48.5/52.1) 1.91/2.05 (48.5/52.1)	
	IN-LINE FERRULELESS POLYTUBE FITTING, PTF†	3/8" OD, 1/4" ID -	9.5mm OD, 6.4mm ID 8.0mm ID	PLC2000612	PLCD2000612 PLCD200M812	0.72 (18.3) 0.72 (18.3)	1.68/1.82 942.7/46.2) 1.82 (46.2)	
	IN-LINE HOSE BARB	1/4" ID 3/8" ID	6.4mm ID 9.5mm ID	PLC2200412 PLC2200612	PLCD2200412 PLCD2200612	0.63 (16.0) 0.63 (16.0)	1.35/2.00 (34.3/50.8) 1.35/1.82 (34.3/46.2)	
	ELBOW FERRULELESS POLYTUBE FITTING, PTF†	3/8" OD, 1/4" ID	9.5mm OD, 6.4mm ID	PLC2100612	PLCD2100612	0.61/0.62 (15.5/15.8)	1.29/1.36 (32.8/34.5)	0.96 (24.4)
	ELBOW HOSE BARB	(RS-232 Interface) 3/8" ID	6.4mm ID 9.5mm ID	PLC2300412 PLC2300612	PLCD2300412 PLCD2300612	0.63 (16.0) 0.63 (16.0)	1.22/1.36 (31.0/34.5) 1.28/1.42 (32.5/36.1)	0.96 (24.4) 0.96 (24.4)
	IN-LINE HOSE BARB	1/4" ID	6.4mm ID	iPLCT2200400	iPLCDT2200400	1.39 (35.3)	2.78 (70.6)	
	ELBOW HOSE BARB (RS-232 INTERFACE)	1/4" ID 3/8" ID	6.4mm ID 9.5mm ID		iPLCDT2300400 iPLCDT2300600	1.48 (37.6) 1.48 (37.6)	1.27/1.40 (32.3/35.6) 1.33/1.46 (33.8/37.1)	

All measurements are in inches (millimeters) unless otherwise noted. Tubing must meet stated inside and outside diameters. Couplings are pictured with valves unless otherwise noted.

†NOTE: CPC's Ferruleless Polytube Fitting terminations do not require ferrules to achieve a secure connection, which makes them easier to use and reuse. PTF fittings are designed for semi-rigid tubing, i.e., polyethylene, nylon, polyurethane, etc. NOTE: JG is a registered trademark of John Guest USA, Inc.

WARRANTY: All sales are subject to Colder Products Company's limited express warranty set forth in the CPC catalog. Contact your local distributor or CPC Customer Service for warranty provisions.

Warning: Due to the wide variety of possible fluid media and operating conditions, unintended consequences may result from the use of this product, all of which are beyond the control of CPC. It is the user's responsibility to carefully determine and test for compatibility for use with their application. All such risks shall be assumed by the buyer.

COPYRIGHT © 2024 BY COLDER PRODUCTS COMPANY.

CPC, Colder Products Company, and Colder Products are registered trademarks with the United States Patent and Trademark Office.

For detailed trademark information, please visit: <https://www.cpcworldwide.com/Trademarks>

CAT2021-PLC12 Rev. 08/25