

HFC35 & 57 SERIES CONNECTORS

HFC35 Series polysulfone couplings are able to withstand demanding applications and feature physical strength, chemical resistance and autoclavability.

HFC57 Series polysulfone couplings are UV resistant and able to withstand continued exposure to harmful UV rays without affecting performance.

Both can operate in harsh environments in temperatures from -40°F to 280°F (-40°C to 138°C) and pressures from vacuum to 125 psi (8.6 bar). An ergonomic design and a large, shrouded thumb latch produce a coupling that is easy to grip and simple to operate. An efficient valve design leads to high flow and exceptionally low spillage. Both series also add bulkhead panel mount, garden hose thread and Hastelloy® C spring options.



SPECIFICATIONS

PRESSURE:

Vacuum to 125 psi, 8.6 bar

TEMPERATURE:

-40°F to 280°F (-40°C to 138°C)

MATERIALS:

Main components and valves:

HFC35 - Polysulfone

HFC57 - UV-resistant polysulfone

THUMB LATCH:

HFC35 - Polysulfone

HFC57 - UV-resistant polysulfone

Valve spring: 316 stainless steel

External springs: 316 stainless steel

O-rings: EPDM

Panel mount gasket: EPDM

Female GHT gasket: FDA EPDM

COLORS:

HCF35 - Natural white, dark gray latch

HCF57 - Black, black latch

TUBING SIZES:

3/8" to 3/4" ID, 9.5mm to 19.0mm ID

WARNING: Pressure, temperature, chemicals, and operating environment can affect the performance of couplings. It is the customer's responsibility to test the suitability of CPC products in their own application conditions. Use the graphs on the following page as a guide. For compression termination specifications: 3/8" OD or 1/2" OD, +0.010/-0.000

FEATURES

Polysulfone (HFC35)	→	Physically strong and autoclavable
UV Polysulfone (HFC57)	→	Physically strong and UV resistant
High efficiency valve	→	More flow and less spillage in a compact size
Ergonomic design	→	Easy to grip, simple to operate
Compatible	→	Mates with HFC12 couplings

BENEFITS

DID YOU KNOW

The HFC57 Series polysulfone couplings are UV-resistant and able to withstand continued exposure to harmful rays without affecting performance.

These couplings offer all the same features as our HFC12 and HFC35 Series with the added advantage of UV-resistance to protect the strength and durability of your fluid connections. Use the HFC57 couplings in outdoor applications such as watercraft, lawn irrigation systems and solar heating on roofs and decks where a connector is subjected to the harsh rays of the sun.



cpcworldwide.com/HFC35-57



Also available in NSF listed versions for food-based applications, please visit our website for part number information.



COLDER PRODUCTS COMPANY

U.S.A.

PHONE: +1 (651) 645-0091

FAX: +1 (651) 645-5404

TOLL FREE: +1 (800) 444-2474

E-MAIL: info@cpcworldwide.com

COLDER PRODUCTS COMPANY GMBH

Germany

E-MAIL: cpcgmbh@cpcworldwide.com

DOVER (SHANGHAI) INDUSTRIAL CO., LTD

ShangHai, China

PHONE: +86 21 2411 2666

TOLL FREE: +86 400 990 1978

E-MAIL: asiapacific@cpcworldwide.com

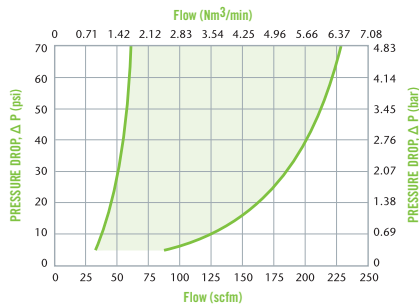


NSF OPTION AVAILABLE

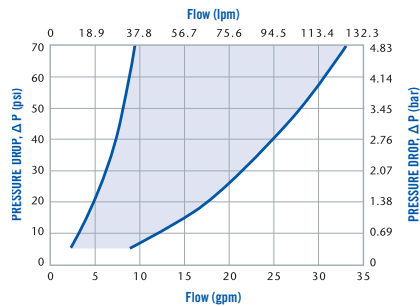
This product has an NSF compatible product for food applications. Our food-grade couplings are superior to general fittings for fluid control because they incorporate built-in shutoff valves, enabling tubing to be disconnected without having to turn off the water supply. Scan the QR code to be taken to the NSF specific product web page.



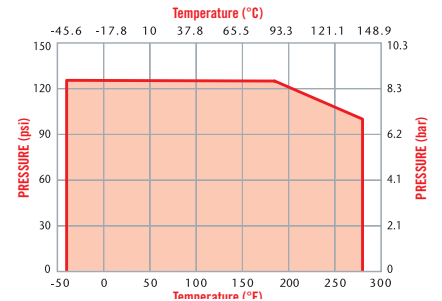
HFC35/57 AIR FLOW • 100 psig inlet pressure



HFC 35/57 WATER FLOW







HFC35/37 Pressure Range







These graphs are intended to give you a general idea of the performance capabilities of each product line. The shaded area of each graph represents the operating range of the product family, i.e., upper and lower values are shown. Therefore, depending on the exact coupling configurations selected, you can reasonably expect values to fall within the shaded area.

HFC35 SERIES DIMENSIONS

COUPLING BODIES - Polysulfone

TERMINATION	TUBING/THREAD SIZE	METRIC EQ	STRAIGHT THRU	SHUTOFF	A	B
 IN-LINE PIPE THREAD	3/8" NPT		HFC10635	HFCD10635	1.44 (36.6)	2.73 (69.3)
	3/8" BSPT		HFC10635BSPT	HFCD10635BSPT	1.44 (36.6)	2.73 (69.3)
	1/2" NPT		HFC10835	HFCD10835	1.44 (36.6)	2.88 (73.2)
	1/2" BSPT		HFC10835BSPT	HFCD10835BSPT	1.44 (36.6)	2.88 (73.2)
	3/4" NPT		HFC101235	HFCD101235	1.44 (36.6)	3.12 (79.2)
	3/4" BSPT		HFC101235BSPT	HFCD101235BSPT	1.44 (36.6)	3.12 (79.2)
 IN-LINE PIPE THREAD (FEMALE)	3/4" GHT		HFC191235GHT	HFCD191235GHT	1.44 (36.6)	2.70 (68.6)
	3/4" BSPP		HFC191235BSPP	HFCD191235BSPP	1.44 (36.6)	2.70 (68.6)
 BULKHEAD PANEL MOUNT HOSE BARB	3/8" ID	9.5mm ID	HFC16635	HFCD16635	1.44 (36.6)	2.82 (71.6)
	1/2" ID	12.7mm ID	HFC16835	HFCD16835	1.44 (36.6)	2.82 (71.6)
	5/8" ID	15.9mm ID	HFC161035	HFCD161035	1.44 (36.6)	2.94 (74.7)
	3/4" ID	19.0mm ID		HFCD161235	1.44 (36.6)	2.94 (74.7)
 IN-LINE HOSE BARB	3/8" ID	9.5mm ID	HFC17635	HFCD17635	1.44 (36.6)	2.82 (71.6)
	1/2" ID	12.7mm ID	HFC17835	HFCD17835	1.44 (36.6)	2.82 (71.6)
	5/8" ID	15.9mm ID	HFC171035	HFCD171035	1.44 (36.6)	2.94 (74.7)
	3/4" ID	19.0mm ID	HFC171235	HFCD171235	1.44 (36.6)	2.94 (74.7)

COUPLING INSERTS - Polysulfone

TERMINATION	TUBING/THREAD SIZE	METRIC EQ	STRAIGHT THRU	SHUTOFF	A	B	D
 IN-LINE PIPE THREAD (NON-VALVED SHOWN)	3/8" NPT		HFC24635	HFCD24635	1.16 (29.5)	1.82/1.94 (46.2/49.3)	
	3/8" BSPT		HFC24635BSPT	HFCD24635BSPT	1.16 (29.5)	1.97/2.09 (50.0/53.1)	
	1/2" NPT		HFC24835	HFCD24835	1.16 (29.5)	1.97/2.09 (50.0/53.1)	
	1/2" BSPT		HFC24835BSPT	HFCD24835BSPT	1.16 (29.5)	1.17/2.09 (29.7/53.1)	
	3/4" NPT		HFC241235	HFCD241235	1.23 (31.2)	2.22/2.34 (56.4/59.4)	
	3/4" BSPT		HFC241235GHT	HFCD241235BSPT	1.23 (31.2)	2.21/2.33 (56.1/59.2)	
	3/4" GHT		HFC241235GHT	HFCD241235GHT	1.23 (31.2)	2.03/2.15 (51.6/54.6)	
 IN-LINE PIPE THREAD (FEMALE) (NON-VALVED SHOWN)	3/4" GHT		HFC261235GHT	HFCD261235GHT	1.37 (34.8)	1.79/1.91 (45.5/48.5)	
	3/4" BSPP		HFC261235BSPP	HFCD261235BSPP	1.37 (34.8)	1.79/1.91 (45.5/48.5)	
 IN-LINE HOSE BARB (NON-VALVED SHOWN)	3/8" ID	9.5mm ID	HFC22635	HFCD22635	1 (25.4)	1.91/2.03 (48.5/51.6)	
	1/2" ID	12.7mm ID	HFC22835	HFCD22835	1 (25.4)	1.91/2.03 (48.5/51.6)	
	5/8" ID	15.9mm ID	HFC221035	HFCD221035	1 (25.4)	2.03/2.15 (51.6/54.6)	
	3/4" ID	19.0mm ID	HFC221235	HFCD221235	1 (25.4)	2.03/2.15 (51.6/54.6)	
 ELBOW HOSE BARB (NON-VALVED SHOWN)	3/8" ID	9.5mm ID	HFC23635	HFCD23635	1 (25.4)	1.92/2.04 (48.8/51.8)	0.93 (23.6)
	1/2" ID	12.7mm ID	HFC23835	HFCD23835	1 (25.4)	1.96/2.08 (49.8/52.8)	0.93 (23.6)





All measurements are in inches (millimeters) unless otherwise noted. Tubing must meet stated inside and outside diameters.

HFC35 & HFC57 ACCESSORIES




DESCRIPTION	MATERIAL	PART NO.
PANEL MOUNT GASKET REPLACEMENT: FOR SEALING PANEL MOUNT BODIES LISTED ABOVE	EPDM	621200
GHT GASKET REPLACEMENT: FOR SEALING FEMALE THREADS	FDA EPDM	2339400

HFC57 SERIES DIMENSIONS

COUPLING BODIES - UV Polysulfone

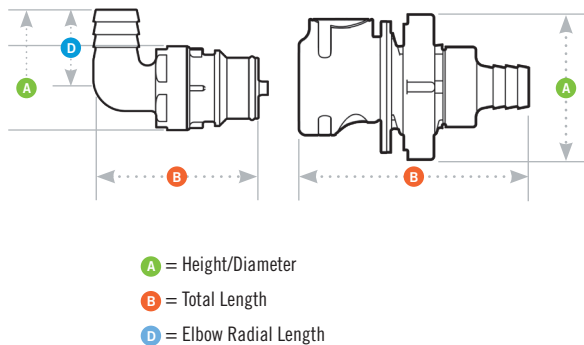
TERMINATION	TUBING/THREAD SIZE	METRIC EQ	STRAIGHT THRU	SHUTOFF	A	B
 IN-LINE PIPE THREAD	3/8" BSPT			HFCD10657BSPT	1.44 (36.6)	2.73 (69.3)
	1/2" NPT		HFC10857	HFCD10857	1.44 (36.6)	2.88 (73.2)
	1/2" BSPT			HFCD10857BSPT	1.44 (36.6)	2.88 (73.2)
	3/4" BSPT			HFCD101257GHT	1.44 (36.6)	3.12 (79.2)
	3/4" GHT		HFC101257GHT	HFCD101257GHT	1.44 (36.6)	2.94 (74.7)
 IN-LINE PIPE THREAD (FEMALE)	3/4" GHT		HFC191257GHT	HFCD191257GHT	1.44 (36.6)	2.70 (68.6)
 BULKHEAD PANEL MOUNT HOSE BARB	3/8" ID	9.5mm ID		HFCD16657	1.82 (46.2)	2.82 (71.6)
	1/2" ID	12.7mm ID		HFCD16857	1.82 (46.2)	2.82 (71.6)
	5/8" ID	15.9mm ID		HFCD161057	1.82 (46.2)	2.94 (74.7)
	3/4" ID	19.0mm ID		HFCD161257	1.82 (46.2)	2.94 (74.7)
 IN-LINE HOSE BARB	3/8" ID	9.5mm ID	HFC17657	HFCD17657	1.44 (36.6)	2.82 (71.6)
	1/2" ID	12.7mm ID	HFC17857	HFCD17857	1.44 (36.6)	2.82 (71.6)
	5/8" ID	15.9mm ID		HFCD171057	1.44 (36.6)	2.94 (74.7)
	3/4" ID	19.0mm ID	HFC171257	HFCD171257	1.44 (36.6)	2.94 (74.7)

COUPLING INSERTS - UV Polysulfone

TERMINATION	TUBING/THREAD SIZE	METRIC EQ	STRAIGHT THRU	SHUTOFF	A	B
 IN-LINE PIPE THREAD	3/8" BSPT		HFC24657BSPT	HFCD24657BSPT	1.16 (29.5)	1.84/1.96 (46.7/49.8)
	1/2" BSPT		HFC24857BSPT	HFCD24857BSPT	1.16 (29.5)	1.99/2.07 (50.6/52.6)
	1/2" NPT		HFC24857	HFCD24857	1.16 (29.5)	1.95/2.11 (49.5/53.6)
	3/4" BSPT		HFC241257BSPT	HFCD241257BSPT	1.23 (31.2)	2.19/2.31 (55.6/58.7)
	3/4" GHT		HFC241257GHT	HFCD241257GHT	1.16 (29.5)	2.15/2.27 (54.6/57.7)
 IN-LINE PIPE THREAD (FEMALE) (NON-VALVED SHOWN)	3/4" GHT		HFC261257GHT	HFCD261257GHT	1.37 (34.8)	1.79/1.91 (45.5/48.5)
 IN-LINE HOSE BARB (NON-VALVED SHOWN)	3/8" ID	9.5mm ID	HFC22657	HFCD22657	1 (25.4)	1.91/2.03 (48.5/51.6)
	1/2" ID	12.7mm ID	HFC22857	HFCD22857	1 (25.4)	1.91/2.03 (48.5/51.6)
	5/8" ID	15.9mm ID		HFCD221057	1 (25.4)	2.03/2.15 (51.6/54.6)
	3/4" ID	19.0mm ID	HFC221257	HFCD221257	1 (25.4)	2.03/2.15 (51.6/54.6)

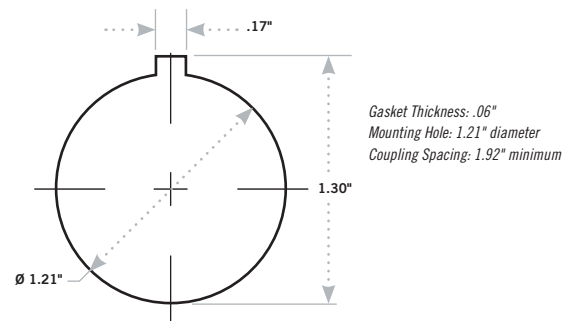
All measurements are in inches (millimeters) unless otherwise noted. Tubing must meet stated inside and outside diameters. Couplings are pictured with valves unless otherwise noted.

PRODUCT DIMENSIONS



PANEL DIMENSIONS

	PANEL OPENING	PANEL THICKNESS MAX.-MIN.
COUPLING BODIES	see drawing	0.25-0.03



WARRANTY: All sales are subject to Colder Products Company's limited express warranty set forth in the CPC catalog. Contact your local distributor or CPC Customer Service for warranty provisions.

Warning: Due to the wide variety of possible fluid media and operating conditions, unintended consequences may result from the use of this product, all of which are beyond the control of CPC. It is the user's responsibility to carefully determine and test for compatibility for use with their application. All such risks shall be assumed by the buyer.

COPYRIGHT © 2021 BY COLDER PRODUCTS COMPANY. COLDER PRODUCTS COMPANY, COLDER PRODUCTS AND CPC ARE REGISTERED

TRADEMARKS WITH THE US PATENT & TRADEMARK OFFICE